


# Reyco Granning

S U S P E N S I O N S



CAST



FABRICATED

## 21B Steel Spring Trailer Suspension

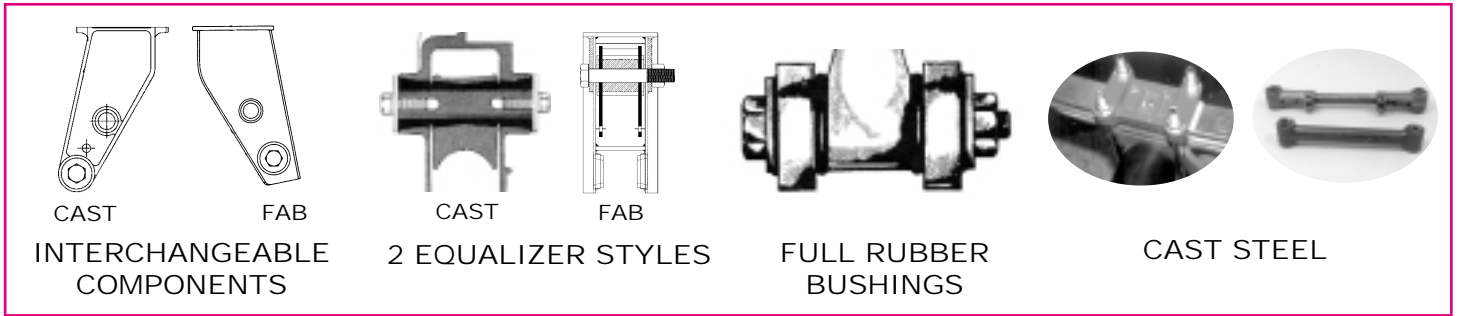
### CAST

- 42" to 109" axle spreads
- No Hop version available to prevent axle bounce
- Single, Tandem, Tridem, Quad, Quint
- 3" to 18" mounting heights
- ADI (Austempered Ductile Iron) equalizers
  - Wear resistant, longer life
  - Lighter than cast steel
- Flangemount or weld-on undermount hangers
- Smooth ride from 2 piece oversized bushings in equalizer
- Ground capacities of 18,000 lbs. to 28,500 lbs. per axle
- Cast ductile, torque arms ends
- Cast steel, axle clamp group
- Long life, low maintenance, full rubber torque arm bushings
- Conventional, Inverted or Underslung u-bolts
- Shares many interchangeable components with fabricated version

### FABRICATED

- 44" to 109" axle spreads
- No Hop version available to prevent axle bounce
- Single, Tandem, Tridem, Quad, Quint
- 3" to 18" mounting heights
- High strength fabricated steel hangers
- Severe Service option features 3 wear layers for long life
- Smooth ride from large one piece equalizer bushings
- Ground capacities of 18,000 lbs. to 26,000 lbs. per axle
- Bolt-on undermount and weld-on undermount hangers
- Cast steel, axle clamp group
- Cast ductile, torque arm ends
- Fabricated rigid torque arms
- Long life, low maintenance, full rubber torque arm bushings
- Conventional, Inverted or Underslung u-bolts
- Shares many interchangeable components with cast version

# The Industry Standard of Proven Performance



**21B W 2 22 5R 14 C R 42 SPRING#**

**21B CAST**

**Designates Series**

B = Standard  
BHD = Heavy Duty

**Hanger Types**

W = Weld-on Undermount  
F = Flangemount

**Number of Axles**  
1, 2, 3, 4, 5

**Mounting Height**

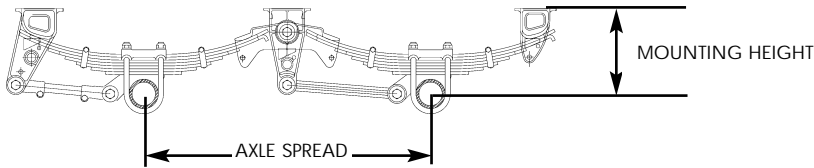
**Axle Type**  
5R = 5" Round Axle  
5SQ = 5" Square Axle

**Capacity**  
18 = 18,000 lbs.  
22 = 22,000 lbs.  
25 = 25,000 lbs.  
26 = 26,000 lbs.

**Insert Reyco Spring #**  
**Axle Spread**  
42, 44, 49, 60, wider (call)

**No-Hop Option**  
R = Regular  
N = No-hop

**Axle Clamp Style**  
C = Conventional (nut up)  
I = Inverted (nut down)  
UI = Underslung Inverted



**21B FAB**

**21B FAB 2 22 WB 14 C 50 SPRING#**

**Designates Series**

**Designates Fabricated**

**Number of Axles**  
1, 2, 3, 4, 5

**Mounting Height**

Refer to chart for correct match  
2.75" to 19"

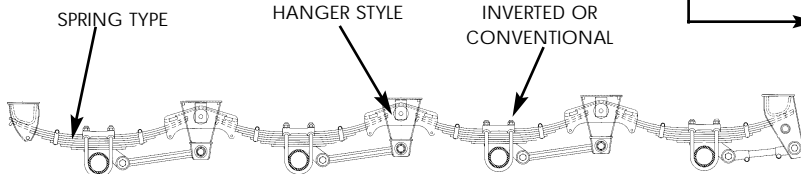
**Designates Weld-On**  
Undermount fabricated hangers

**Capacity**  
18 = 18,000 lbs.  
22 = 22,000 lbs.  
26 = 26,000 lbs.

**Insert Reyco Spring #**

**Axle Spread**  
44, 50, 54, 60, 72, 97, 109

**Axle Clamp Style**  
C = Conventional (nut up)  
I = Inverted (nut down)  
UI = Underslung Inverted



GRIMSBY (CANADA) 1.800.811.4011 Fax: 1.905.945.5906  
MT. VERNON (USA) 1.800.753.0050 Fax: 1.417.466.3964  
BROOKSTON (USA) 1.800.255.7824 Fax: 1.219.279.2390

[www.reycogranning.com](http://www.reycogranning.com)



Form #21B TEARSHEET rev. 1003